

IPMS ORANGE COUNTY

Newsletter – July 2019

Volume 27 # 7

Southern California's Premier Model Club



The President's Column

By David P. Frederick

Once again, the IPMS Orange county hosted the make and take at the Fullerton Airport day. Thanks to the Bandai Corporation contribution of 120 Gundam kits the event was a success. Darnell was leading a team of model builders as he helped to coordinate parents with their children to build models together.



In This Issue

<i>Table of Contents</i>	<i>Page</i>
US Navy Reference Photo	4
Meeting Time and Place	5
Monthly Contest Themes	6
Financials and Contest Theme	12
IPMS USA Membership	13
IPMS OC Membership	14
IPMS OC Contest Table	15
Apollo 11 Special Exhibit	24
Stick and Tissue Build	26
Metal Earth Nautilus	30
Filling Seams with Mr. 500	31
Living History Planes of Fame	34
The Can-Can	37
Model Club Meetings in SoCal	45
Upcoming Events / Flyers	49



At times the tables were completely packed with kids building models. Dan our new contest director



shows the importance to follow the instructions and Jake, oversees a young man and his father trying to build the Gundam kit.



The President's Column



This year I noticed that the parents got involved as this mother helped her son to build models.



To the best of my recollection we supplied almost 100 kits to the kids to build. At right, this was Ben's first model kit. As a true family event brother and sister shared the modeling table and had a great time building with mom and I helping as needed.





The President's Column



Thanks to Bandai the RX-78-2 Gundam was a crowd favorite. I had a free moment to look at the airshow prior to the gate opening for the general public. I boarded a DC-3 transport plane and was able to get a photo inside, Captain David flying the blue skies. *DF*



Raffle Czar Sneak Peek of models for July Monthly raffle:

1. 1/48 Aircraft: Hobby Boss F6F-5N Hellcat
2. 1/35 Armor: Tamiya Sturmgeschutz IV Sdkfz163
3. 1/32 Auto: Airfix Monty's Humber
4. Box Sci-Fi: MPC Hawk Mark IX Space: 1999
5. 1/350 Sub: Hobby Boss USS Los Angeles Class SSN-688/VLS/6881



US NAVY Reference Photo

PHILIPPINE SEA - June 30, 2019 The Ticonderoga-class guided-missile cruiser USS Chancellorsville (CG 62) is underway alongside the Navy's forward-deployed aircraft carrier USS Ronald Reagan (CVN 76) during a fueling-at-sea. Ronald Reagan, the flagship of Carrier Strike Group 5, provides a combat-ready force that protects and defends the collective maritime interests of its allies and partners in the Indo-Pacific region. U.S. Navy photo by Mass Communication Specialist 2nd Class Tyra M. Campbell.



IPMS ORANGE COUNTY Newsletter

July 2019



Meeting Notice & Agenda

Date: July 19, 2019 Theme

World War II Pacific

Doors Open: 7:00 p.m. or earlier

Meeting: 7:30 to 10:00 p.m.

Location: La Quinta Inn & Suites

3 Centerpointe Drive

La Palma, CA 90623

Right Off the 91 Fwy at Valley View

2019 Chapter Officers

President David Frederick

1st Vice President Sean Fallesen

2nd Vice President *Position Retired*

Treasurer Jeff Hunter

Secretary *Split Duties –*

Nat Richards – Badges

Mike Budzeika – Scribe

Gordon Zuther – Audio

Contest Director Dan Matthews

Volunteers

Chapter Contact Mark "The Duke" Deliduka
i-mark@verizon.net

Newsletter Editor Terry Huber
(714) 544-8908
thuber1967@yahoo.com

Webmaster Julian English
julianenglish65@gmail.com

Mail IPMS Orange County
P.O. Box 913
Garden Grove, CA 92842
ocipms@aol.com



Club Website www.ipmsoc.org

National Website
www.ipmsusa.org



Orange County Contest Themes for 2019

JANUARY 18, 2019 - TOPLESS MODELS

Open cockpit planes, Convertible cars, Open bridge ships, open top AFVs, motorcycles.

FEBRUARY 15, 2019 – AIRFIX - Any Airfix kit, old or new, any subject.

MARCH 15, 2019 – WELCOME TO THE JUNGLE

Any subject with animals depicted through markings or the subject is named after an animal. i.e. a C-2 greyhound, aircraft with tiger meet markings, or a Ford Mustang

APRIL 19, 2019 – HIT THE BEACH

Any subject related to amphibious warfare. I.e. transport ships, helicopters, vehicles that go aboard landing craft, etc...

MAY 17, 2019 – BUILD NIGHT > NO CONTEST

JUNE 21, 2019 – D-DAY 75TH ANNIVERSARY

Any subject present in use for operation overlord. June 6th, 1944

JULY 19, 2019 – WORLD WAR 2 PACIFIC THEATRE

Any subject found in the pacific theatre during World War 2; 1941-1945 9 (Axis or Allied)

AUGUST 16, 2019 – GREEN

Any subject whose predominant color is any shade of green

SEPTEMBER 20, 2019 – FIRST RESPONDERS

Any subject related to police, fire, and first aid. I.e. fire truck, or a field ambulance, aircraft used in firefighting or search and rescue, etc...

OCTOBER 18, 2019 – BUILD NIGHT NO CONTEST

NOVEMBER 15, 2019 – BEST USMC SUBJECT

(Marine Corps Birthday) Any subject, any time period. i.e. LVT-4, F-35B, etc.



Orange County Contest Themes for 2019

DECEMBER 20, 2019 – HOT AND COLD

Any subject whose color scheme is either desert or winter camouflage

JANUARY 17, 2020 – FIRST CLASS

Any subject that is the first of its series. I.e. lead ship in a class of ships, F-16A, etc.



ORANGECON 2019

New Venue for this year's show.

October 12, 2019

Hotel Fullerton Anaheim

1500 S. Raymond Ave.

Fullerton, CA 92831

THEME: D-Day June 6, 1944. Any subject in use on June 6th 1944 anywhere in the world.



OrangeCon

Model Contest and Vendor Fair

SATURDAY OCTOBER 12, 2019



**Be a part of Southern California's
largest exhibit of scale models**

New Location: Hotel Fullerton Anaheim
1500 South Raymond Ave.
Fullerton, CA 92831
(Raymond Ave. between Commonwealth & Orangethorpe)

Schedule:	Open To The Public	9:00 AM to 5:00 PM
	Vendor Set-Up	8:00 AM to 9:00 AM
	Model Registration	9:00 AM to 11:30 AM
	Contest Judging*	Noon to 3:00 PM
	Awards Presentation	3:30 PM to 5:00 PM

** Portions of the Contest Room will be open during Judging on a rotating basis. Your cooperation is requested.*

Admission:	Spectator Admission	\$ 7.00
	Contest Admission (includes first 3 models)	\$10.00
	Contestants Under 12	Free
	Model Entry fee after first 3 models	
	Adults	\$ 1.00
	Junior and Young Adult	Free

For a complete list of contest rules, registration forms and other information, please visit our website at: www.ipmsoc.org

For more information:

IPMS Orange County, P. O. Box 913, Garden Grove, CA 92842
web: www.ipmsoc.org • e-mail: octreasurer@gmail.com

**Contest Theme Award
for OrangeCon 2019**

D-Day - June 6th 1944

**Any subject in use on that day
- Military or Civilian Subject**



EXTRA!

Los Angeles Times

INVASION!



IPMS ORANGE COUNTY Newsletter

July 2019



OrangeCon 2019 Vendor Reservation Information

Vendor Tables are \$ 60.00 if paid before September 1st 2019,
or \$70.00 if paid from onward September 1st 2019.

If you do not have access to the Internet, complete this form and send it to: IPMS Orange County, PO Box 913, Garden Grove, CA 92842. You will be mailed all of the information you need to rent vendor tables.

Name:

Business Name:

Address:

City:

State:

Zip:

Tel:

E-Mail:

Vendor Table Registration Instructions

1. Access the IPMS Orange County website, www.ipmsoc.org, to begin the Vendor Registration process.
2. At the OrangeCon tab, pull down the Vendor Information and Forms and read How To Reserve A Vendor Table.
3. Print, Read and Complete the Vendor Registration Form and Vendor Contract.
4. Read the tab BOE Form 410d, go to that website, download the form, complete and sign.
5. Pay for your Table(s) online and e-mail your documents to: octreasurer@gmail.com.
6. Alternately you can send your documents and payment check to the address below.
7. Once we have received the payment, contract and BOE form, your table or tables will be reserved for you. Information you will need for the day of the show will then be sent to you.

Please mail to:

IPMS Orange County,
P.O. Box 913,
Garden Grove, CA 92842

SHIPS

1. Surface Ships. (All types, All scales)
2. Submarines. (All types, All scales)

MILITARY VEHICLES

3. Allied Tanks/Assault Guns, Closed top, 1945 & Earlier (All types, 1/35 & larger)
4. Axis Tanks/Assault Guns, Closed Top, 1945 & Earlier (All types, 1/35 & larger)
5. Tanks/Assault Guns, Closed Top, 1945 & Later (All types, 1/35 & larger)
6. Artillery & Open Top Self-Propelled Guns (All Types, 1/35 & larger)
7. Wheeled, Half Track, Tracked, Armored Vehicles (1/35 & larger)
8. Wheeled, Half Track, Tracked, Un-Armored Vehicles (1/35 & larger)
9. Medium Scale Military Vehicles Allied (All types 1/36-1/50)
10. Medium Scale Military Vehicles Axis (All types 1/36-50)
11. Small Scale Military Vehicles (All types, 1/51 & smaller)

AUTOMOTIVE

12. Factory Stock & Replica Stock, Domestic & Foreign (All types 1/19-1/31)
13. Customs and Low Riders
14. Hot Rods and Street Machines
15. Competition Vehicles, Straight Line (All types, 1/19-1/31)
16. Competition Vehicles, Oval Track & Road Race (All types 1/19-1/31)
17. Miscellaneous Vehicles (All types & scales)
18. Motorcycles (All types & scales)

AIRCRAFT

19. 1/72 Small Prop (Single Engine)
20. 1/72 Medium Prop & Large Prop (Multi-Engine)
21. 1/72 Jet (All types)
22. 1/48 Small Prop (Single Engine)
23. 1/48 Medium Prop & Large Prop (Multi-Engine)
24. 1/48 Jet (All types)
25. Small Scale Aircraft (All types, 1/73 & smaller)
26. 1/32 Scale & Larger Props
27. 1/32 Scale & Larger Jets
28. 1/48 and Smaller Biplanes, Fabric & Rigged
29. 1/47 and Large Biplanes, Fabric & Rigged
30. Rotary Wings (All types and scales)

DIORAMAS

31. Vignettes, No more than five (5) figures and one (1) Vehicle. 144 sq. in.max
32. Military Dioramas (All types and scales)
33. Sci-Fi and Miscellaneous (All types and scales)

FIGURES

34. 79 mm & Smaller (All types)
35. 80 mm –150 mm (All types)
36. 151 mm & Larger (All types)

SCI-FI & FANTASY

37. Sci-Fi/Fantasy Figures (Biologic Types, All scales)
38. Robotic, Mech & Gundam (Non-Biologic Types, All scales)
39. Sci-Fi/Fantasy & Real Spacecraft (All types & scales)

OTHER

40. Humor in Modeling (All types and scales)
41. Miscellaneous (Anything that doesn't fit elsewhere)
42. Collections – five (5) or more closely related models presented as one entry. Entries limited to either no more than 12 individual models or 288 sq. in. max. (All types & scales)

JUNIORS (Up to Age 12)

43. Junior (All Types & Scales)

YOUNG ADULTS (Ages 13 – 17)

44. Young Adult (All Types & Scales)

BEST OF AWARDS

- Best Aircraft
- Best Automotive Subject
- Best Figure
- Best Military Vehicle
- Best Sci-Fi/Fantasy
- Best of the Rest

JAMES WOODY MEMORIAL AWARD

Awarded to the Best US Naval Aviation Subject.

2019 CONTEST THEME AWARD

"D-Day - June 6th, 1944"

Any subject in use on that day, June 6th, 1944 - Military or Civilian

BEST OF SHOW – Best Overall Model

Trophy Sponsorship opportunities, complete OrangeCon Contest Rules and Contest Entry Forms please see our website at

www.ipmsoc.org



ORANGECON Trophy Sponsorship Information

Any individual, group or company can contribute to the OrangeCon event by sponsoring the trophies given at the annual OrangeCon model contest.

Currently, OrangeCon offers sponsorships on all our contest categories at \$40 per sponsorship. Best of trophies are sponsored for \$60 except for Best of Show which is sponsored by the IPMS Orange County chapter.

Normally the categories include Ships, Military Vehicles, Automotive, Aircraft, Dioramas, Figures, Humor, Miscellaneous and a Junior and Young Adult. There are also Best of Awards for Aircraft, Automotive, Diorama, Figure, Military Vehicle, Sci/Fi and Fantasy and Ship. Categories can change depending upon the event. Please check the most current contest categories by clicking on the OrangeCon flyer page two.

Each sponsor's name will be read out as the award is given, plus the sponsor name will be displayed at the model category table. In addition, if you are a vendor sponsoring a trophy, your name will also be listed on our Sponsor's Board during the event.

If you are interested in sponsoring trophies (other than the "Best of trophies", please fill out our OrangeCon Trophy Sponsorship Form. There are three ways you can sponsor:

1. You can print out a copy by clicking on the Sponsorship Form, and mail us a check to the PO Box listed on the form.
2. You are also able to pay for a trophy through our website by clicking on the PayPal link.
3. Or you can attend one of our monthly meetings and pay for it there.

If you would like to sponsor a "Best of" trophy, please contact the OCIPMS treasurer at ocipmstreasurer@gmail.com and mail a check to IPMS Orange County P.O. Box 913 Garden Grove CA 92842

Thank you.

(Might I suggest that you list a 1st choice, 2nd choice and 3rd choice on the form just in case if your first choice is already taken, or if 1st and 2nd are taken. Ed.)



Trophy Sponsorship Form

Name: _____

Address: _____

City: _____ State: _____ Zip: _____

Email: _____

Tel: _____ Fax: _____

Please provide either email or phone number, if you wish to get conformation of the sponsored category.

Return this completed form along with a check or money order made payable to **IPMS Orange County**.

Mail to:

IPMS Orange County
P.O. Box 913
Garden Grove CA 92842

Price per Trophy Package is \$ 40.00

I am pleased to sponsor _____ Trophy Packages.

Total Enclosed: \$ _____

Member to receive M.O.T.Y. credit: _____

I wish to have my sponsorship be used where needed _____

OR

I wish to sponsor my trophy packages from the following categories _____



From Our Treasurer

Financial Statistics for the meeting in June 2019

Admission		Distressed Kits	\$ 529.00
Members	31	Monthly Raffle	\$ 0.00
Non-Members	4	Total Income	\$ 712.00
Juniors	0	Total Expenses	\$ (350.00)
Paid in Full	4	Profit / (Loss)	\$ 1062.00
Guests	0		
Total Attendance	<u>39</u>	\$ in Checking	\$ 2225.31
Memberships / Renewals		\$ in Savings	\$ 3212.64
Regular	0	\$ in PayPal	\$ 378.48
Youth	0	Total in Bank	\$ <u>5816.43</u>
Full Year	<u>0</u>		

Meeting Contest Theme: World War II Pacific





IPMS / USA Membership

Membership is of great importance, both here at the level of the local chapter as well as the National level. As a long time member I can highly recommend the expenditure of the additional dollars to become a member of the national organization.

With membership come six copies of the IPMS Journal publication which is better than ever, and the right to participate at the IPMS National Convention contest. The subscription to the Journal alone is worth the cost of joining.

A copy of the membership application is below or available on our website, or at the IPMS / USA website address, www.ipmsusa.org. Complete the form and return it to the address listed at the bottom of the form along with your method of payment.

IPMS/USA MEMBERSHIP FORM

IPMS No.: _____ Name: _____
Address: _____
City: _____ State: _____ Zip: _____
Phone: _____ E-mail: _____
Signature (required by P.O.) _____

Type of Membership Adult, 1 Year: \$30 Adult, 2 Years: \$58 Adult, 3 Years: \$86
 Junior (Under 18 Years) \$17 Family, 1 Year: \$35 (Adult + \$5, One Set Journals) How Many Cards? _____
 Canada & Mexico: \$35 Other / Foreign: \$38 (Surface) Checks must be drawn on a US bank or international money order
Payment Method: Check Money Order

Chapter Affiliation, (if any): _____

If Recommended by an IPMS Member, Please List His / Her Name and Member Number:

Name: _____ IPMS No.: _____

IPMS/USA

Join or Renew Online at: www.ipmsusa.org

PO Box 56023

St. Petersburg, FL 33732-6023





Membership Renewal Form

Below is the new and improved Membership and Renewal form. Print this page, fill it out and bring it to the meeting. It is also available on-line at www.ipmsoc.org.



IPMSOC MEMBERSHIP APPLICATION

Print out and fill in this form completely and bring it to one of our monthly meetings, or mail it, with your payment to IPMS Orange County, P.O. Box 913, Garden Grove, CA 92842. Thank you.

Date: _____

Application for: New Membership Renewal

Name: _____

Address: _____

City: _____ State: _____ Zip: _____

Contact Info: Home phone: _____ Mobile: _____

Email: _____

Date of birth (optional): _____

List memberships you have in other clubs and organizations (e.g. IPMS/USA, AMPS)

What are you current modeling interests:

Aircraft Armor Autos Ships Figures Sci-Fi Railroad

Other: _____

What classification modeler are you currently:

Novice Advanced Master Not sure

Your Signature: _____

(By signing, applicant agrees to abide by the rules and regulations detailed in the Constitution and Bylaws of IPMSOC)

Membership rates: All memberships are for the calendar year, January through December. Therefore, depending on when you join, the following pro-rated schedule will be used: \$22 (Jan - Mar), \$20 (Apr - Jun), \$15 (Jul - Sep), \$10 (Oct-Dec).

Note - There is also a members dues of \$5 when you attend a monthly meeting, that is not part of this membership fee.

IPMSOC staff only:

Membership approved _____/Date_____ Fees Paid _____/Date_____ Added to Roster _____/Date_____ Badge made _____/Date_____



IPMS OC Contest Table

By Dan Matthews

Contest Entries and Results-June 21, 2019

Theme: "D – Day 75th Anniversary"

Total number of Modelers: 21

Total number of entries: 43

• *Jun Advanced Division:*

- 1st – Terry Baylor, 1/32 Wingnut Wings Rumpler CT-V
- 2nd – Julian English, 1/48 Hawker Typhoon
- 3rd – David Lombard, 1/48 Hobby Boss LCM3

• *Jun Master Division:*

- 1st – Gordon Zuther, 1/35 "Normandy Beachhead to Paris"
- 2nd – Gordon Zuther, 1/35 JAGD Panther and 901st Inf. Div
- 3rd – Bob Bolton, 1/24 "El Cid", K-999

• *Jun "Hit the Beach" Theme Award Winner:*

- Gordon Zuther, 1/35 "Normandy Beachhead to Paris"

• *Jun Judges Choice Award Winner:*

- Terry Baylor, 1/32 Wingnut Wings Rumpler CT-V

Model Contest Winners Photos

By Bob Penikas

Advanced Division

3rd Place 1/48 Hobby Boss LCM3 by David Lombard





Model Contest Winners Photos

By Bob Penikas

Advanced Division

2nd Place 1/48 Hawker Typhoon by Julian English



1st Place and Judges Choice 1/32 Wingnut Wings Rumpler CT-V by Terry Baylor





Model Contest Winners Photos

By Bob Penikas

Master Division

3rd Place 1/24 "El Cid" K-999 drag boat by Bob Bolton



2nd Place 1/35 Jagdpanther and 901st German infantry by Gordon Zuther





Model Contest Winners Photos

By Bob Penikas

Master Division

1st Place and Theme Award 1/35 "Normandy beachhead to Paris" by Gordon Zuther





IPMS OC Contest Table

Contest Entries:

- Advanced Division

Modeler	Division	Scale	Model
Baylor, Terry	Advanced	1/32	Wingnut Wings Rumpler CT-V
Deliduka, Mark	Advanced	1/72	US Army 1-100 Armored Car
Deliduka, Mark	Advanced	1/72	British Centurion Mk3
Deliduka, Mark	Advanced	1/72	Hungarian Toldi II
Deliduka, Mark	Advanced	1/72	Syrian Hell Cannons
English, Julian	Advanced	1/48	Hawker Typhoon
Fleming, Jim	Advanced	1/76	Cromwell IV Tank
Fleming, Jim	Advanced	1/72	King Tiger
Fleming, Jim	Advanced	1/72	Hawker Typhoon B
Fleming, Jim	Advanced	1/72	FockWulf 190-D
Holshuh, Jake	Advanced	1/87	Woody Model T
Lombard, David	Advanced	1/48	Hobby Boss LCM3
Okamura, David	Advanced	1/32	D-Day "Bunker Buster"
Okamura, David	Advanced	1/144	Airspeed Horsa Invasion Glider
Penikas, Bob	Advanced	1/32	2 Man Torpedo
Pick, Kenneth	Advanced	1/72	P-47 Razorback
Pick, Kenneth	Advanced	1/72	P-51 in British Service
Pocinich, Darnell	Advanced	1/48	Monogram SU-25
Pocinich, Darnell	Advanced	1/48	Revell F/A-18
Pocinich, Darnell	Advanced	1/72	Airfix IL-28
Pocinich, Darnell	Advanced	1/XX	Revell F-89D
Teahan, Jim	Advanced	1/48	Hawker Typhoon
Zmuda, Bob	Advanced	1/35	M-1 Abrams Tank

IPMS ORANGE COUNTY Newsletter

July 2019



- Master Division:**

Modeler	Division	Scale	Model
Bolton, Bob	Master	1/24	El Cid K-999
Hunter, Jeff	Master	1/48	Supermarine Spitfire MkII
Rash, Foster	Master	1/30	Ryan SC
Rash, Foster	Master	1/48	Ronstadt's Hardware
Ryan, Owen	Master	1/72	SR.53
Taylor, Steve	Master	1/100	F-4EJ Phantom II
Zuther, Gordon	Master	1/35	Normandy Beachhead to Paris
Zuther, Gordon	Master	1/35	JAGD Panther and 901st Inf. Div

Modeler of the Year Points Standings:

- 1st place: Julian English, 28 pts
- 2nd place: Carlos Cisneros, 14 pts
- 3rd place: Herb Deeks, 12 pts
- 3rd place: Steve Taylor, 12 pts
- 4th place: Terry Baylor, 11 pts
- 5th place: Jim Harlow, 10 pts
- 5th place: Jim Teahan, 10 pts
- 5th place: Gordon Zuther, 10pts

2019	1 Pt.	5 Pts.	4 Pts.	3 Pts.	2 Pts.	1 Pt.	
Name	Entering one or more models in the monthly IPMS OC contest	Winning Judges Choice award in the monthly IPMS OC contest	Winning Theme award in the monthly IPMS OC contest	Winning a 1st place award in the monthly IPMS OC contest	Winning a 2nd place award in the monthly IPMS OC contest	Winning a 3rd place award in the monthly IPMS OC contest	~Total~
Pat Ahle							0
Andre Alas							0
Elius Ali							0
Michael Apodaca							0

IPMS ORANGE COUNTY Newsletter


July 2019



Tony Avalos							0
Michael Bare							0
Terry Baylor	2	5		3		1	11
Doug Browning							0
Ted Browning							0
Bob Bolton	5					1	6
Mike Boren							0
Mike Budzeika	1					1	2
George Canare							0
Chris Carl							0
Brian Casteel							0
Mike Cavanaugh							0
Carlos Cisneros	3		4	3	4		14
Derek Collins (DNQ)							0
Kevin Collins							0
Colin Davis							0
Mark Deliduka	4						4
Darrin Deeks	1						1
Herb Deeks	3		4		4	1	12
Mike DiCerbo							0
Tony Dominick							0
Craig Elliot	1						1
Julian English	5	5	8	6	2	2	28
Sean Fallesen							0
Jim Flemming	5						5
David P. Frederick							0
Jim Gardener							0
Jeff Geis							0
Victoria Geis							0
Mark Glidden							0
David Goodwin							0
Jim Harlow	2	5		3			10
Dennis Henry							0
Cip Hernandez	1						1
Ron Herrador							0
Jake Holshuh	2				2	1	5
Terry Huber							0
Jeff Hunter	2						2
Sean Jenkins							0
David Jorquez	1				2		3

IPMS ORANGE COUNTY Newsletter

July 2019



Maxx Kominsky							0
David Lombard	1					1	2
Joe Lomusio							0
Steven Lund							0
William Mansoor	2						2
Dan Matthews (DNQ)	1						1
Joe Mestrovich							0
JoAnne Morris							0
Keith Mundt	1	5		3			9
James Nunn							0
Richard Nicoletti	1			3			4
David O'Barr	1						1
David T. Okamura	4						4
Bruce Openshaw							0
Bob Penikas	4						4
Kenneth Pick	3						3
Darnell Pocinich	1						1
Foster Rash	4			3			7
Nat Richards							0
Owen Ryan	4						4
Dan Salas							0
Joseph St. Pierre							0
Richie Scanapico							0
Jason Sutton							0
Steve Taylor	5	5				2	12
Jim Teahan	5			3	2		10
Salvador Torres							0
Reed West							0
Daniel Wong							0
Jaime Zamora							0
Bob Zmuda	3						3
Gordon Zuther	1		4	3	2		10

DNQ = Does Not Qualify



“Missed it by That Much” 2019

- In the running as of June 2019

Deliduka, Mark
Fleming, Jim
Okamura, David
Penikas, Bob
Pick, Kenneth
Ryan, Owen
Zmuda, Bob



Apollo 11 Special Exhibit Lands at the Nixon Library

Celebrating the 50th Anniversary of the Historic Moon Landing

In celebration of the 50th anniversary of the historic Apollo 11 moon landing, the Richard Nixon Presidential Library and Museum in Yorba Linda has opened an all-new interactive special exhibit, **Apollo 11: One Giant Leap for Mankind**.

The exhibit is now open and runs through January 12, 2020.

On July 20, 1969, the eyes of the world watched as Neil Armstrong and Buzz Aldrin became the first men to walk on the moon. Just minutes after landing they received a call from President Richard Nixon in the Oval Office, with congratulations on behalf of the American people. Three days later, President Nixon personally greeted the three astronauts at the splashdown site in the Pacific Ocean, aboard the U.S.S. Hornet.

Museum-goers take a thrill ride through the Space Race of the 1950s and 1960s, President Kennedy's famous challenge to go to the moon, and the scientific and technological advancements that were developed —many in Southern California— to ensure success and survival on this inspirational mission.

The exhibit's originally-created, 360-degree virtual reality experience transports visitors to the lunar surface on July 20, 1969, to see and hear Neil Armstrong's "one giant leap for mankind."

Artifacts and objects featured in the exhibit include:

- Buzz Aldrin's penlight used in the Lunar Module and Apollo 11 patch worn on the surface of the moon
- NASA X-15 silver-gleaming pressure suit used to train Neil Armstrong and America's first astronauts in the 1950s
- Moon rocks from the lunar surface, acquired during the Apollo 15 and Apollo 17 missions
- Oval Office telephone that President Nixon used to call Neil Armstrong and Buzz Aldrin as they explored on the lunar surface
- Presidential Medal of Freedom Award presented to astronaut Michael Collins by President Nixon
- Original of President Nixon's draft speech prepared in the event of a "moon disaster"
- A 3-D printed, life-sized statue of Neil Armstrong in his space suit, as he climbed down the ladder of the Lunar Module on the moon
- A giant, exact recreation of an Apollo mission command module



Visitors sit in a 1969 American living room and watch the moon landing just like people all over the world did on the historic night 50 years ago.

All subsequent lunar landings happened during the Nixon administration, and Richard Nixon remains the only president with his name on a plaque on the lunar surface.

Exhibit partners include NASA, the Smithsonian Air and Space Museum, Boeing, the Arnold and Mabel Beckman Foundation and Immersive VR Education. Other contributing organizations include the Astronaut Scholarship Foundation, Discovery Cube, Virginia Tech University and the Columbia Memorial Space Center.

Apollo 11: One Giant Leap for Mankind is included with admission to the Nixon Library. Admission is \$ 16.00 for Adults, seniors are 12.00 and students (with ID) are 10.00. The Nixon Library is open seven days a week, Mondays through Saturdays from 10 AM to 5 PM and Sundays from 11 AM to 5 PM.



Stick and Tissue Build: Ryan SC from Comet

By Foster Rash



The Ryan SC was a cabin version of the Ryan ST open cockpit trainer. The kit is 1/30 scale, 15" wingspan.

I spotted a Ryan SC Comet kit (1963 issue) in Bruce Openshaw's "store" at the

monthly meeting. It looked like a fun little kit and every so often I get the urge to build a stick & tissue model airplane. Many of the old Comet kits are good flyers and I can still get away with occasionally flying a rubber band powered plane on the athletic field at a nearby school early Sunday mornings before getting run off by the cops. The police consider rubber band model airplanes to be a public nuisance, "Flying models are hazardous don't ya know? You could put someone's eye out!" But the homeless are allowed to encamp in my neighborhood park, openly do drugs, set fires and crap in the bushes. My wife says I'm a cranky old man, but when I was a kid, flying model airplanes was considered a wholesome pastime and doing drugs in the park got you in trouble! Times have changed.



I'm caught in the act! Bruce (on left) always has good stuff at attractive prices.)


Bruce had a stack of old Comet balsa flying model kits and wanted to get rid of all of them, not just one. After a little haggling, he made me an "offer I couldn't refuse," on the entire lot. Five kits for 20 bucks, such a deal! Follow along and enjoy the build with me.



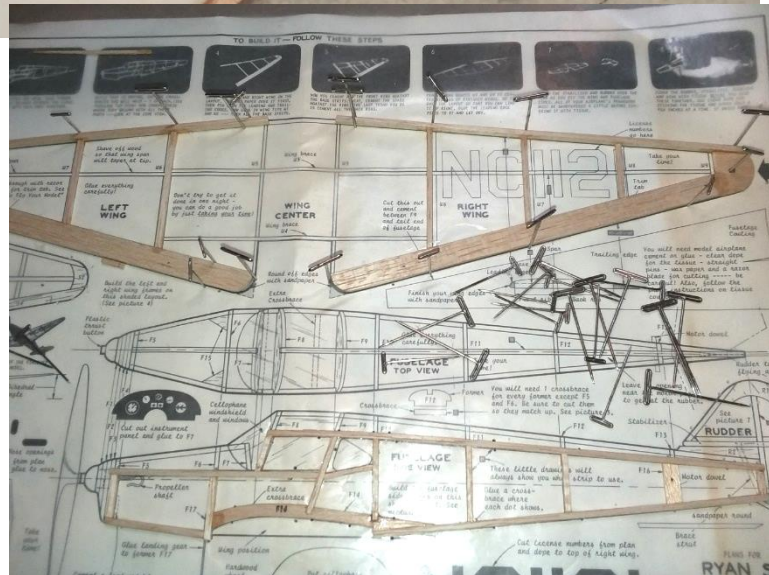
Stick and Tissue Build

Isn't it exciting to open the box, spread out all of the parts and anticipate what the finished model will look like?


Parts are die cut but must still be traced with a knife to release them from the balsa sheet. Really makes you appreciate modern laser-cut kits.



Parts are pinned over the plan and glued together. Don't forget to cover the plan with wax paper! Build each side of fuselage one on top of the other to ensure identical assemblies. Yes, they will stick together here and there but careful work with a single edge razor blade will separate them.)




Glue has dried and the frames are off the plans sheet. Cross-pieces have been added to form the fuselage. Nose block was built up from 4 pre-cut sheet plies and sanded to shape. Frames were lightly sanded with 220 grit paper and edges sealed with 50/50 thinned clear dope. Sealing the edges improves bonding the tissue covering to the wood.





Stick and Tissue Build



A Glue-stick makes attaching the tissue easy.


I lightly sprayed tissue with alcohol to shrink it and remove any wrinkles. Then I airbrushed a coat of 50/50 thinned clear dope to seal it and finished it with a light coat of thinned silver dope. Go easy on the dope for best flying performance as dope adds weight. Model airplane dope has long since disappeared from hobby shop shelves (come to think of it, hobby shops have almost disappeared) but can still be

obtained from Brodak (<https://brodak.com/>) or SIG (<https://sigmfg.com/>). Thank goodness for the interweb!



The canopy was a little tricky. The canopy framing is a one-piece paper wrapper over clear cellophane. I used Ailene's Tacky Glue to attach the cellophane to the framing and to attach the canopy assembly to the airplane.

The airplane was balanced by gluing a small piece of lead into the nose.





Stick and Tissue Build



Ready to fly. The little Ryan took 5 evenings to build.



If anyone would like to become an *Agent of B.A.L.S.A.* and to build and fly a stick and tissue airplane, see me at the monthly meeting. I gave a couple of the kits away to the neighbor boys but still have some good kits to choose from at bargain prices! **FR**



Nautilus Submarine from Metal Earth

By Michael Apodaca

Michael has sent in some photos of his Metal Earth Nautilus sub into the newsroom here in Tustin CA. Michael mentions it's about 5 inches long and as built, is this color. Here are some photos of Captain Nemo's ride. Looking good Michael!






Filling Seams with Mr. Surfacer 500

By Terry Huber

I believe I may have published this before, but that was ages ago so as I need filler this month for the newsletter you get this fine article on using Mr. Surfacer 500 to fill unwanted seams and gaps. Quite simple actually and nowadays I use the Mr. Surface 1000 to do the same technique as it tends to fill easier than the 500.



So the model is the 1/700 Dragon Bismarck, which seems to be a pretty nice kit. However on the hull in the aft area was a large gap from joining the two sections top and bottom. Now I had no reference to really see if this large gap was present but for me it looked like it needed to be toned-down and maybe not eliminated entirely. Right or wrong I moved ahead.





Mr. Surfacer reminds me of thick house paint, but it is not acrylic from what I can tell because the thinner is Mr. Color Thinner 110 blue label bottle and it is like lacquer based.

After opening and stirring up the paint with a coffee stick (like house paint) select an older brush to dip into the Mr. Surfacer to brush along the seam. I let it dry at least 30 minutes before clean up.



Filling Seams with Mr. Surfacer 500

Next we take some swabs to use to clean up the seam by removing the Mr. Surfacer except for the gap. Dip the swab into the Mr. Color thinner and wipe along the seam to clean up excess paint. You may have to use a few swabs for a clean job. The beauty here is this thinner does not hurt most plastics but removes the Mr. 500. You all know from Modeling 101 of course that you always test on a scrap piece or sprue tree with any thinner to make sure it does not affect your main piece. With that said, I have yet to come across an injected styrene that does not agree with Mr. Color Thinner 110.



Well now that certainly helped. Not eliminating but toned-down for sure. Next up was to assemble some lower parts in this area and then paint the hull to see how it all blends in.



Filling Seams with Mr. Surfacer 500



So just an fyi I chose the May 26, 1941 hull scheme where the black and white on the main island and along the hull edge were painted out with a quick light gray to try and tone down some areas. I'm not sure it is period correct but I like it.

So here in the aft section where I applied the Mr. 500 I think it did OK and you get the idea for your model.

Just a couple of tips....

Do not let this stuff dry overnight before you decide to do the cleanup. Takes a lot longer to remove the longer it dries. Also on aircraft wing roots along the fuselage, make sure not to overdo it as you should check your references to see if there is a distinct line along the wing and tail plane root or that it should be smooth. If you want perfectly smooth you will have to apply several coats with in-between cleanup. Mr. 500 tends to shrink inside the gap area you are trying to fill, works great on ejector pin marks too. *TH*



CHINO PLANES OF FAME Living History Day P-51 Mustang By Bob Penikas

Here is photo coverage of The Chino Planes of Fame's Museum's P-51 Living History on Saturday July 6th.


Young Sea Scouts from US Naval Sea Cadets Color Guard presented the flag and our National Anthem was sung by Girl Scout Sammy Hermann.



Chris Fahey dispels P-51 myths, performance, and touched on the War Time with intriguing politics involved.



WE WILLY II rolls out



Parked for crowd access close up photography.



Living History Day P-51 Mustang



Wee Willy was moved to start up area as the crowd begins to form and after pre-flight Chris climbs aboard.



Strapping in and start up.



A crowd also gathers near the L-19

All museum members are given a raffle ticket for the raffle held after the presentation: a ride in the museums L-19! OH MAN! I had my fingers crossed for this one. But no go.





Living History Day P-51 Mustang

Chris Fahey makes several overhead passes. I am learning camera functions and someday soon should be providing sharp images of fast moving objects.



~~~~~

I earned the Private Pilot's license just prior to military enlistment. Back in 1956 we had the Draft therefore by enlisting I was able to select US Army Aircraft Maintenance Training. One of my duties in Korea was to accomplish L-19 run-up checks. I wanted to FLY! Let me tell you, taxiing to the end, looking down at that PSP strip while powering up for each mag check; it was tempting but I behaved myself and stayed on the ground.



L-19 and me

On deck in Korea



Next month the first Saturday, Planes of Fame's Living History will cover training Aircraft. According to Director Brian Finnegan there will be more than the regular Stearman and T-6 aircrafts made known. **BP**



## TALES OF THE SOUTH PACIFIC: THE CAN-CAN BY FOSTER RASH

Dad called them "sea stories," they were his tales of experiences in the Pacific War. He had joined the Navy in 1940 and spent the entire war on a Mahan class destroyer, *USS Shaw*, in the Pacific. Although he saw his share of action (*Shaw* earned 11 Battle Stars), he didn't talk much about that. Most of his stories were humorous about his and his shipmates' high jinx.



Elmo Rash, Tin Can Sailor

After fighting in and around the Solomon's, they were stuck in Noumea, New Caledonia for a few weeks in January 1943 while his ship underwent emergency repairs. There was not much for the crew to do while the ship was being repaired, so they were liberally granted liberty.

Noumea harbor and town



The *Shaw* had been provisioned with mutton and canned food in Australia which was not popular with the crew; they were happy to get fresh vegetables and lighter fare ashore. The Can-Can was a favorite haunt. It was a chop suey restaurant and bar with a taxi dance hall nearby. Nickel beer, a big plate of tasty chop suey for a dime and a dime a dance! On a sailor's pay, the Can-Can was an affordable night on the town.



## THE CAN-CAN



The streets of Noumea (ca. 1943)

Sailors enjoying a break from the war




New Caledonia was strategically located to protect the supply line between the US and Australia

Noumea was French territory and officially loyal to Vichy and the Axis powers. The Americans and Australians had occupied New Caledonia, the New Hebrides (today Vanuatu) and the Solomon's to prevent the Japanese from cutting the US-Australia supply line and invading Australia. The Japanese advance had been checked at the Battle of the Coral Sea but local Vichy officials feared the Allies' presence might prompt another attack and occupation. Vichy loyalists let the Americans and Australians know they were not wanted but most

of the population welcomed them and the economic boom the war brought to the island.

Nouvelle Calédonie (New Caledonia) was a Vichy French Territory



### THE CAN-CAN



The Americans arrive in Noumea

The *Shaw's* first battle cruise had been an eventful one. The ship had been severely damaged in the attack on Pearl Harbor, but was repaired and rejoined the fleet in August 1942.



Set afire by dive bombers, *USS Shaw* explodes on December 7, 1941.



*Shaw* left Hawaii in October with the *Enterprise* Task Force headed for the Solomon's. They rendezvoused with the carrier *Hornet* and engaged the Japanese in the Battle of the Santa Cruz Islands. *Enterprise* was heavily damaged, *Hornet* and the destroyer *Porter* were sunk. No Japanese ships were sunk and the US defeat left the Imperial Japanese Navy with the only operational carrier force in the Pacific.

Dive bomber attack on *Hornet*, Battle of Santa Cruz Islands




## THE CAN-CAN



*Shaw* rescued the crew of the sinking *Porter*. Shown here transferring survivors of the *Porter* to *USS South Dakota*

*Shaw* was assigned to Admiral Turner's amphibious force to resupply the Marines on Guadalcanal. Throughout November, *Shaw* escorted convoys between the big supply base at Espiritu Santo in the New Hebrides and Guadalcanal. The route was known as "Torpedo Alley" because of the concentration of Japanese submarines in the area.

Over 100,000 allied troops and support staff, including Lt. Cmdr. James Michener, were stationed at Espiritu Santo



Michener's novel Tales of the South Pacific and the musical South Pacific were inspired by his wartime experiences



The Japanese resupplied their troops on Guadalcanal at night because the US had air superiority in the area. This resulted in several close quarters naval battles fought at night, such as the Battle of Tassafaronga







## THE CAN-CAN



Battle damage to *New Orleans* at Tassafaronga. My uncle Coy Stovall, a gunner in turret one, was killed when 150' of the bow was blown off by a torpedo) After the Battle of Tassafaronga, *Shaw* escorted the damaged cruiser *New Orleans* to Australia for repair. They arrived in Sydney on Christmas Eve, 1942. *Shaw* was replenished and headed back to Espiritu Santo via New Zealand and New Caledonia. In a column of ships approaching the entrance to the harbor at Noumea, *Shaw* zigged when she should have zagged and

ran aground on the Sournois reef. The ship was stuck for several days and the movement of the tides dragged them along the reef, ripping holes in the hull. An ocean going tug was sent to pull them off. Temporary repairs were made in Noumea, but the keel was badly damaged and the holes in her bottom were patched with concrete. After almost a month in Noumea, *Shaw* returned to Pearl Harbor for repair and modernization.

USS Shaw earned 11 Battle Stars in the Pacific War



### Modeling the Can-Can

I thought I would depict my father's story of the Can-Can in a diorama for our July "WWII Pacific Theater" theme. Searching the interweb, I was unable to find any photos or references to the Can-Can. But I've never been one to let lack of information stand in the way of a good modeling idea.



## THE CAN-CAN



Could the Can-Can have been like *Rick's Cafe Americain* from the film *Casablanca*?

From dad's story, I conjured a mental image of the Can-Can as a South Pacific version of *Rick's Cafe Americain* - full of intrigue with Axis agents, *Terry and the Pirates* style adventurers and corrupt Vichy French collaborators ("I am shocked—shocked—to find that gambling is going on in here!"). But my imagination was running wild, the Can-Can was just a cheap chop suey joint.

Structure in Old Town Noumea



Concept sketch for the model based on photos of old French colonial architecture in Noumea

I expect the Can-Can was probably near the waterfront and not in the finest part of town. Characteristics of French Colonial architecture are hip roofs, large porches and balconies, and lots of doors and windows to provide ventilation in the tropical heat. Important buildings, like City Hall and Post Office, seemed to be constructed of concrete or stucco. The more common structures are lightly constructed of wood with corrugated metal roofs.



## THE CAN-CAN

Rusty metal roofs predominate in the aerial photo of Noumea seen earlier in this article. Since the model was to tell dad's story, I took some artistic license and combined the Can-Can with the taxi dance hall; the dance hall has been relocated above the restaurant on the second floor of the model.



The structure was compressed to fit within a 12" x 12" overall diorama format. Whenever freelancing a model, a mock-up is a good way to check and adjust the concept in 3 dimensions. Here I'm working out the angles of the roof line. The mock-up was taped together and disassembled for use as patterns for the final build.

Construction was strip wood siding over a reinforced cardboard core.

The 1:48 scale structure has board-by-board construction wooden walls, plastic corrugated roofing, and plastic details such as windows. Interior details are illuminated by battery powered LED lighting.



The diorama is populated with modified model railroad figures. I added a narrow band of aluminum can metal to create "Dixie cup" sailor hats



# THE CAN-CAN



A '39 Citroen 11CV taxi (Heller) completes the scene.

I titled the diorama "Liberty in Noumea, 1943"

**FR**





## Model Club Meetings in the SoCal Area

Latest Changes to the clubs always on top

### Pasadena Scale Modelers Society

The club will meet again at the old Location for the time being, this could Change in the future.

Meets on the 4<sup>th</sup> Friday of each month  
American Legion Hall

179 N. Vinedo  
East Pasadena, CA

Doors open 7:30 p.m.

There is a \$5 donation at the meeting



~~~~~

Temecula Valley Model Club

Meets on the 2nd Saturday of every month

Kay Cenicerros Center (old location)

29995 Evans Road

Menifee, CA 92586

9:00 am till around 12:00

\$5 entry fee to offset room cost

Join afterwards at Pizza Factory Menifee if you wish

https://www.facebook.com/groups/515492695197122/?bookmark_t=group

ljapr@verizon.net

951-805-2541

Pendleton AMPS

Meets on the 3rd Saturday of each month

The American Legion

La Mesa Post # 282

8118 University Ave.

La Mesa, Ca. 91944

Doors open at 11:00 a.m. to about whenever

\$5 dues which includes lunch

ljapr@verizon.net

951-805-2541





Model Club Meetings in the SoCal Area

IPMS South Orange County The Insane Modeling Posse

Meets on the 4th Saturday of each month

**JULY MEETING was held due to
Schedule at Murray.**

Next meeting Aug 24

Norman P. Murray Center

24932 Veterans Way

Mission Viejo, CA 92692

This is a great build session style meeting

With coffee and donuts

8:00 am till 2:00 pm



IPMS San Diego Model Car Club

Meets the 3rd Tuesday of each month

San Diego Auto Museum / Balboa Park

2080 Pan America Plaza

San Diego, CA



IPMS Orange County

Meets the 3rd Friday of each month

La Quinta Inns & Suites

3 Centerpointe Dr.

La Palma, CA 90623

Doors open at 7:00 p.m. till 10:00 p.m.

Non-member fee \$7 First visit free.



IPMS Inland Empire

Meets on the 1st Wednesday of each month

Pegasus Hobbies

5515 Moreno Street

Montclair, CA 91763

Doors open at 6:30 pm and go till about 9:00 pm

There is no charge for first meeting then \$5



Model Club Meetings in the SoCal Area

SoCal Amps

Armor Modeling Preservation Society

Meets the 2nd Saturday of each month

Frye Sign Company

12818 Nutwood St. Garden Grove CA

4:00 p.m. to around 9:00 p.m.

Bring some chairs. No-fee meeting



Ship Modelers Association – SMA

Meets the 3rd Wednesday of each month

American Red Cross Building

1207 N. Lemon St. Fullerton, CA 92835

In Hillcrest Park 7:00 p.m.



Sprue Cutters Model Club

Brookhurst Hobbies

Meets the 1st and 3rd Tuesday at 6:00 p.m.

Brookhurst Hobbies

12188 Brookhurst Street

Garden Grove, CA 92840

Phone: (714) 636-3580

No charge to attend

info@brookhursthobbies.com



IPMS San Diego

Meets the last Friday of each month at

Girl Scouts San Diego

1231 Upas St. San Diego, CA

Use Richmond St. entrance to Upas

Doors open at 6:30 p.m. till 10:00 p.m.

Adult first visit is free and then \$4.00





Model Club Meetings in the SoCal Area

Los Angeles Miniaturists Society

LAMS Meets the 1st Saturday of each month

Veterans of Foreign Wars building

1006 W. Magnolia Blvd.

Burbank, CA 91506

Meeting starts around 9:00 a.m. till 12:30

Frequent demonstrations. Nonmember \$5

Los Angeles Miniaturists Society

Upcoming Events


2019 IPMS National Convention

Chattanooga, Tennessee

August 7-10, 2019

Looks like the website is up and running here at this link.

<http://www.ipmsusationals.com/>





Upcoming Events

Sunday August 18, 2019

**Military Hobbies presents
Science Fiction and Real Space
Model Contest**

Military Hobbies
830 East Lincoln Ave.
Orange, CA 92865
Free to enter
Noon to 3:00 p.m.

MILITARY HOBBIES

830 East Lincoln Avenue, Orange, California 92865

Supporting the Plastic Modeler Since 1971



Saturday September 7, 2019

**Red Flag Scale Modelers presents
RedCon 2019**

Orleans Hotel and Casino
4500 W. Tropicana
Las Vegas, NV
9:00 a.m. to 5:00 p.m.
www.rfsm.net



Sunday October 27, 2019

**Herb Deeks presents
Rolls Floats & Flies
New Location**

Holiday Inn
Grand Ballroom
7000 Beach Blvd.
Buena Park, CA 90620
9:00 a.m. to 2:30 p.m.
Entry fee \$5

HERB DEEKS
PRESENTS





Upcoming Events

Sunday November 3, 2019

**The Model Car Guys in conjunction
With NHRA Motorsports Museum**

Spirit of Speed 5 – Theme 6-Bangers

Model Car Show and Swap Meet

NHRA Motorsports Museum

Fairplex Gate 1

1101 McKinley Avenue

Pomona CA, 91768

10:00 a.m. to 5:00 p.m.

Sf_hess@hotmail.com



Military Hobbies

presents a

Science Fiction &

Real Space Model Contest

Sunday, August 18th, 2019

Contest Registration: Noon - 1:30pm
Contest Judging: 1:45 - 2:30pm
Awards Presentation: 3:00pm

Contest Categories:

- Television/Movie Craft
- Real Spacecraft
- Gundum/Mecha/Robotic Subjects
- Miscellaneous Sci-Fi Subjects
- Junior (Age 16 and Under)

The Rules:

- Aftermarket parts and/or decals may be used.
- There is no cost to enter. Maximum three entries per-person.
- Judging will be done using IPMS/USA standards.
- All Judges decisions are final.
- Contest Entry Forms will be available at the shop.

Military Hobbies reserves the right to add additional categories or awards at any time.

Awards:

- Awards will be given to First, Second and Third places.
- Each Award will also include a Store Credit Voucher.
- Best of Show Award will also be awarded.

MILITARY HOBBIES

830 East Lincoln Avenue, Orange, California 92865



**HERB DEEKS
PRESENTS**

**ROLLS FLOATS
& FLYS**



NEW LOCATION!! LARGER VENUE!!

SUNDAY OCTOBER 27, 2019

EVENT HOURS: 9 AM TO 2:30 PM

ACRES OF FREE PARKING!!

HOLIDAY INN

7000 BEACH BLVD, BUENA PARK 90620

EVENT WILL BE HELD IN THE GRAND BALLROOM. HOLIDAY INN HOTEL IS LOCATED IMMEDIATELY NORTH OF 91 FREEWAY ON BEACH BLVD

PARKING IN REAR

ADMISSION:

ADULTS \$5, CHILDREN UNDER 12 FREE WITH ACCOMPANYING PAID ADMISSION ADULT

VISIT US ON FACEBOOK AND AT WWW.ROLLSFLOATSANDFLYS.COM



Request for Vendor Tables (please print)

ALL PAID TABLE RESERVATIONS MUST RECEIVED BY OCTOBER 12

Returned checks are subject to a \$35 fee. **NO TABLES SOLD DAY OF SHOW.**

6 ft. tables are \$50 each, 8ft. tables are \$60 each. Maximum of 4 tables per vendor. Two (2) exhibitor passes issued with each table reservation. Please make a copy of request for yourself.

Name _____

Address _____ City _____ State _____ Zip _____

Phone _____ email (optional) _____

I have enclosed (total) \$ _____ requesting reservation for _____ 6 ft. table(s) _____ 8 ft. table(s)

Make checks or postal money orders payable to: Herb Deeks, 1516 E. Santa Ana St. Anaheim, CA 92805

For more information Call Herb @ 714-774-7326, wait for beep leave message between 8 am and 9 pm.

This is a reservation request based on first come first served (by postmark).

A confirmation/contract will be mailed at a later date. Table assignments and vendor passes will be issued day of show.

THE MODEL CAR GUYS


In conjunction with NHRA Motorsports Museum present

"Spirit of Speed 5"

MODEL CAR SHOW & SWAP MEET 10am - 5pm
Honoring "The Gallery of Speed"

This year's theme:

"Six Bangers"



SUNDAY, NOVEMBER 3, 2019

Entry Fees for the model show and NHRA Museum \$10; includes unlimited entries, FREE parking

NHRA Motorsports Museum, Fairplex Gate 1, 1101 McKinley Ave., Pomona, CA 91768

**All proceeds from the show will benefit the NHRA Museum **

Vendor Tables Available for \$35

For More Information Contact:

Scott Hess 818-808-6218 — sf_hess@hotmail.com

Ron Ramsay 818-321-4393 — nastalga1320@hotmail.com



Award Categories for show:

- Best of Show – Spirit of Speed
- Museum Quality Replica
- Best Finish
- Best Detail

This year's theme:

“Six Bangers”

First, Second, and Third place awards for each of the following categories!

- Fast on the Street
- Fast on the Quarter Mile
- Fast on the Quarter Mile: 1/20 and larger
- Competition (All Non-Drag)
- Fast from the Factory
- Fast on Two Wheels


- Street Rods: 1949 and Older
- Customs, Show Cars, and Concept Cars
- Low Riders: 1958 and older
- Low Riders: 1959-Present
- Commercial Vehicles/Trucks



@ the model car guys



Detail & Scale



F-8 & RF-8 Crusader *in detail & scale*

- *Developmental & operational history*
- *Every U. S. prototype and operational variant covered*
- *NASA, French and Philippine variants covered*
- *Complete detailed photographic coverage inside and out*
- *Crusaders in the Vietnam War chapter*
- *Modelers section*

iBook & Kindle

Digital Edition

- 265 pages - 290 photos
- 261 color photos
- 26 color profiles


\$12.99!

Print Edition

- 106 pages - 259 photos
- 239 color photos
- 25 color profiles

\$19.99!

To learn more and order, visit
www.detailandscale.com



IPMS South Orange County Insane Modeling Posse



Meets the 4th Saturday of each month.
We are a build style meeting in a relaxed atmosphere located at The Norman P. Murray Community Center in Mission Viejo CA.

We have all types of modelers in our club with a wide array of subject matter. Anything is welcome. The Norman center is located at 24932 Veterans Way, Mission Viejo CA. Doors open at 8:00 a.m. and go till about 2:00 p.m.



Plenty of restaurants in the area if you want to take a lunch break. If you wish to join, membership is \$10 a year with no meeting dues.



Find us on facebook at

<https://www.facebook.com/groups/667870720029825/>



The Aviation Historian®

The modern journal of classic aeroplanes and the history of flying

A new independent quarterly, created with passion & precision, in compact format with clean design. Flying history for connoisseurs.

Produced by experienced former *Aeroplane* magazine principals Nick Stroud and Mick Oakey, *The Aviation Historian* explores the less-trodden paths of military and civil aeronautical history from its beginnings to modern jets and the birth of spaceflight. No news; no events listings; just the most up-to-date historical research for aviation's true believers.



WHAT THEY'RE SAYING ABOUT THE AVIATION HISTORIAN

"Production values are high, with the many illustrations crisply reproduced . . . I wish this enterprise success." — Wg Cdr C.G. Jefford in *Royal Air Force Historical Society Journal*

"Beautifully produced and distinguished by paperback-book dimensions that give it a different feel to the usual run of newsstand magazines . . . The writing is authoritative throughout . . ." — *Pilot* magazine

"Invites you to have a 'conversation' with the topic matter and is lively and engaging . . . research rich, factually dense and of academic value" — Minerva Miller, University Librarian at the University of London

"Authoritative in-depth articles . . . all have impressive content . . . this is a work of reference to keep. Highly recommended" — *NZ Aviation News*

■ 1-year subscription (4 issues) £44 UK, £53 Europe, £62 RoW ■ 132 pages ■ 245mm x 170mm ■ Perfect-bound

Want to know more? Visit our website: www.theaviationhistorian.com

+44 (0)7572 237737 (mobile) TAH, PO Box 962, Horsham RH12 9PP, UK



REVERSE SIDE A classic 1950s photograph of BOAC Boeing Stratocruiser G-AKGM Castor (with an unidentified sister Strat in the background) outside the corporation's distinctive new maintenance hangar at Heathrow, designed by Sir Owen Williams and built during 1950–55.

The Aviation Historian®

The modern journal of classic aeroplanes and the history of flying

FINEST HOUR

A salute to Richard T. Riding

